

# 2011 REPORT ON HOMELESSNESS



# GEORGIA'S 20,000





# GEORGIA'S 20,000 2011 REPORT ON HOMELESSNESS

## Homelessness in Georgia

In 2011, DCA used the following categories to define homelessness:

- Sheltered Homeless – lives in emergency shelter, transitional housing for homeless persons or a hotel or motel with the stay being paid for by an organization
- Unsheltered Homeless – lives in a car, park, abandoned building, encampment, dilapidated building, on the sidewalk, or similar location
- Precariously Housed: is facing loss of housing within the week or staying in dilapidated housing (not fit for human habitation)
- Other Homeless – is in jail, a hospital, or a detox program, but would otherwise have been homeless<sup>1</sup>

In addition to people who live in these circumstances, other people are living in motels, hotels, or are doubled up with friends or family. They may move frequently among temporary living arrangements. For some public programs, these living conditions also are categorized as homelessness.

DCA also used the subcategory “literally homeless,” which is comprised of sheltered homeless persons and unsheltered homeless persons.

The unifying condition for virtually all of Georgia's homeless population is poverty. Many people who are homeless also experience some type of personal vulnerability that places them at risk, such as:

- Family violence
- Physical disability or chronic medical problems
- Mental illness
- Substance abuse
- Development disability or brain injury
- Criminal background

<sup>1</sup> Based on the U.S. Department of Housing and Urban Development's definition of homelessness in 2011.

## Georgia's Continuums of Care

- Athens-Clarke County
- Augusta-Richmond County
- Cobb County
- Columbus-Muscogee County
- Georgia Balance of State (152 counties, administered by the Georgia Department of Community Affairs)
- Metro Atlanta Tri-Jurisdictional Collaborative on Homelessness (City of Atlanta, DeKalb County, and Fulton County)
- Savannah-Chatham County

## Georgia's Homeless Population

In the last ten days of January 2011, all seven of the state's homeless program regions, called Continuums of Care, conducted a count of homeless individuals and families. The resulting homeless census provides an indication of the size and characteristics of the state's homeless population.

On the night of January 23, at least 19,960 people were literally homeless in Georgia. More than half were unsheltered; the other 43% were in emergency or transitional housing.

**Georgia's Literally Homeless Population –  
Single Night (Point in Time Count)**

| Housing Status                              | Number of Individuals |
|---|-----------------------|
| Unsheltered                                 | 11,383                |
| Emergency Shelters and Transitional Housing | 8,577                 |
| Total                                       | 19,960                |

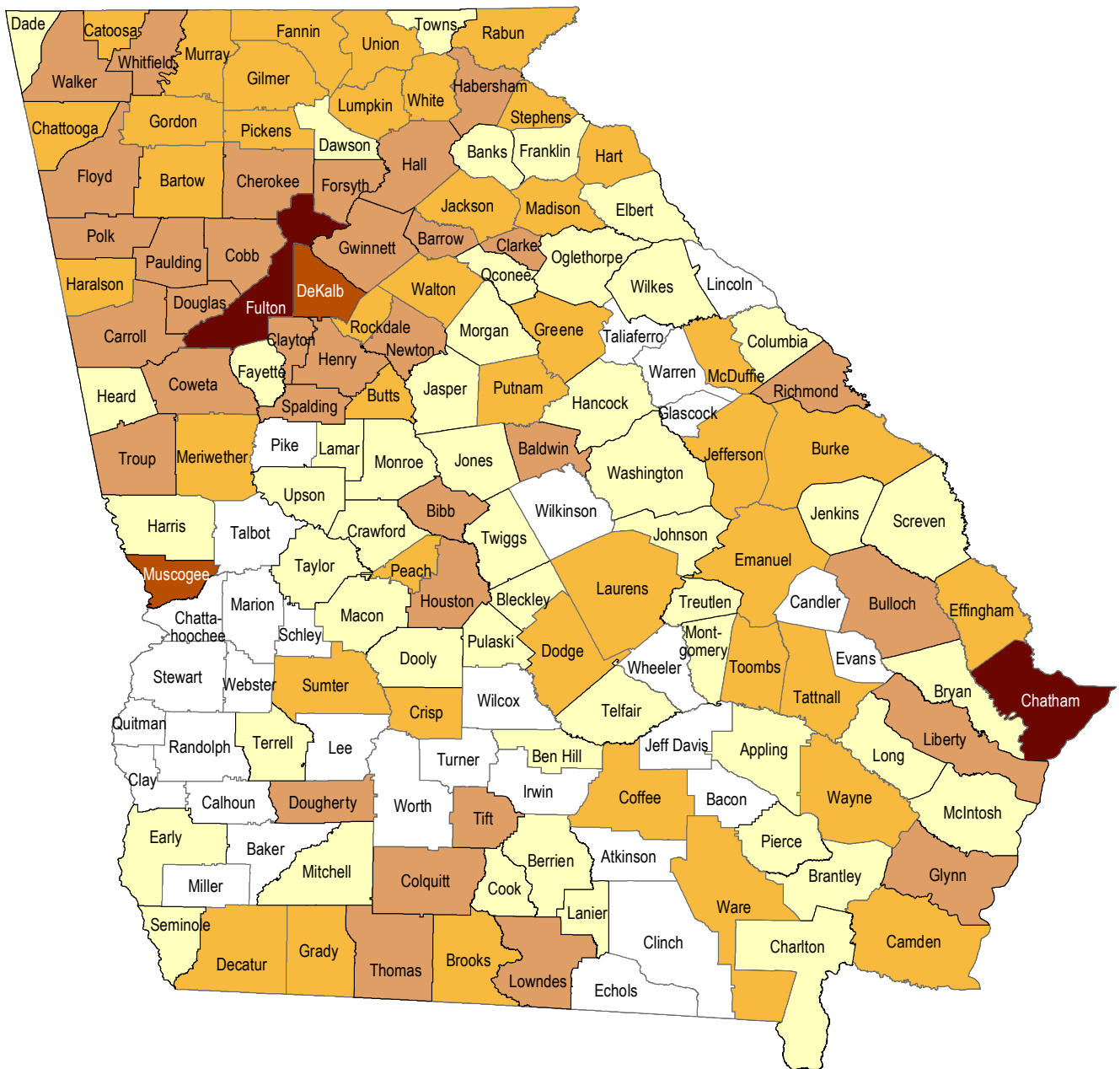
In addition to the literally homeless population, DCA counted 4,712 precariously housed persons on the count night.<sup>2</sup>

Georgia's homeless population isn't static. Some of the people who were homeless on the January count date will find housing. Other people, who had housing on count night, will later become homeless. An estimated 62,172 people experienced literal homelessness in Georgia in 2011. This is 31% lower than the 2009 estimate.


<sup>2</sup> On the count night, DCA defined "precariously housed persons" as those facing loss of housing within two weeks or staying in dilapidated housing.

# Homeless Persons

## (Sheltered and Unsheltered)



### Number of Persons by County



Source: 2011 Sheltered Count;  
2011 Unsheltered Count and Predictive Model

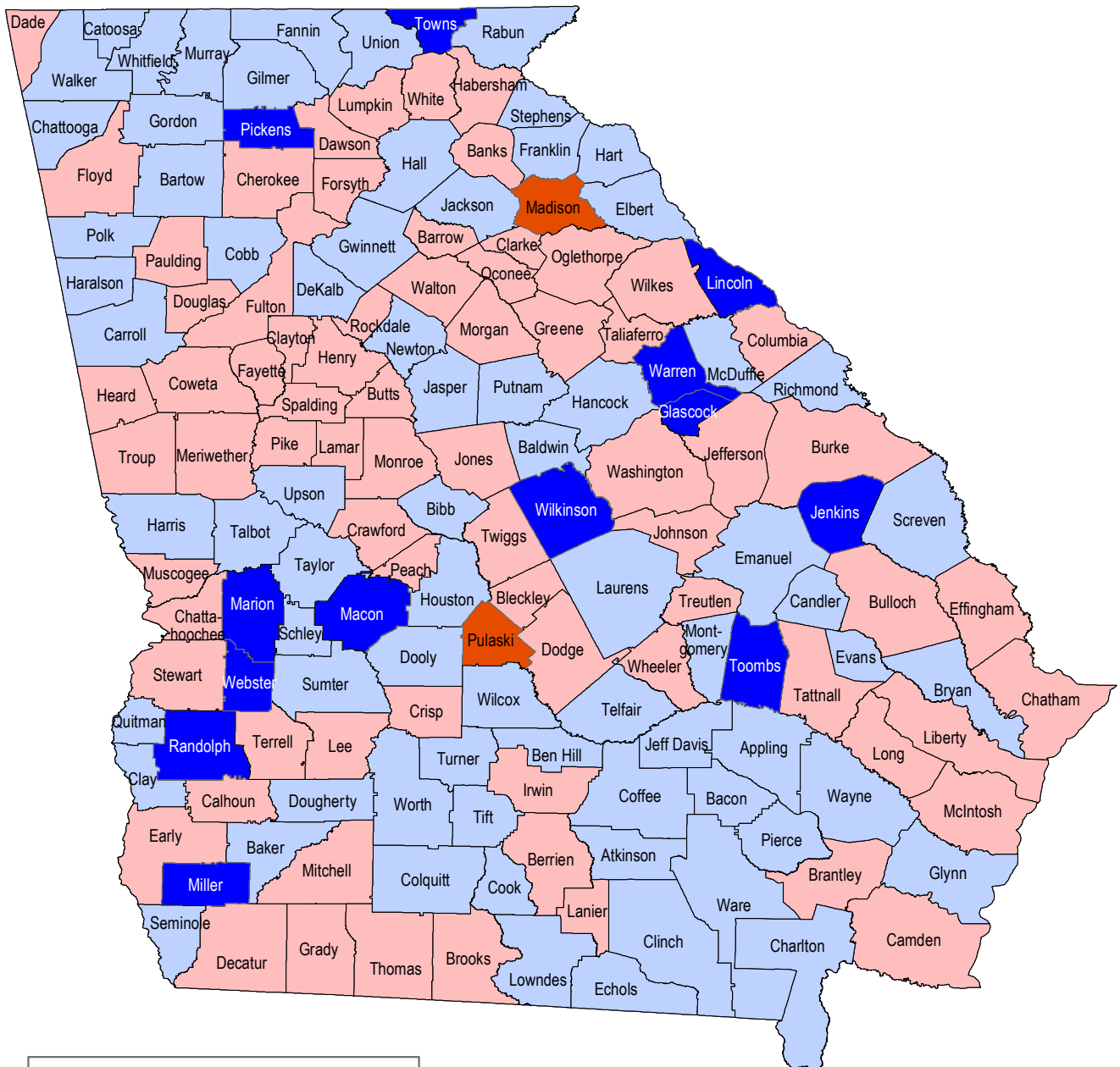
Map prepared by:



2011

# Unsheltered Persons

## Change Since 2009



- Significant Increase \*
- Increase
- Decrease
- Significant Decrease \*

\*Statistically significant at the .05 level

Source: 2011 Unsheltered Count and Predictive Model;  
2009 Unsheltered Count and Predictive Model

Map prepared by:



## The Face of Homelessness in Georgia: The Georgia Housing Status Survey

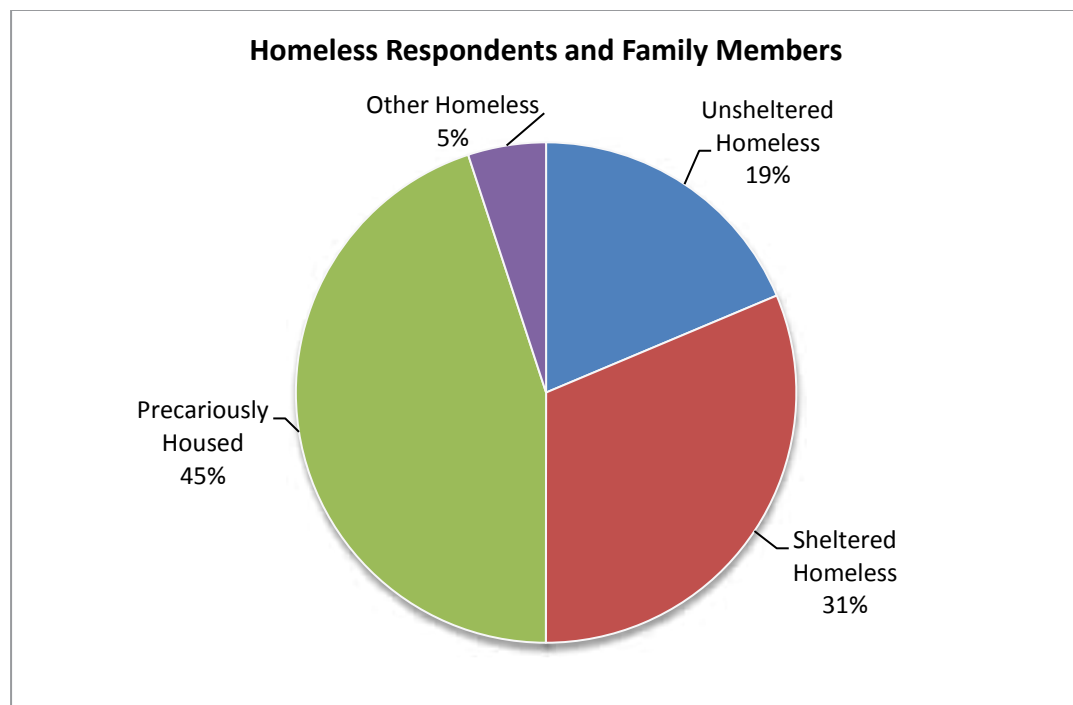
In January 2011, DCA distributed and collected 6,851 surveys in 59 counties for the State's homeless count. 2,645 of the respondents were homeless. The resulting data, presented below, paints a more detailed picture of homelessness in Georgia.

### *Characteristics*

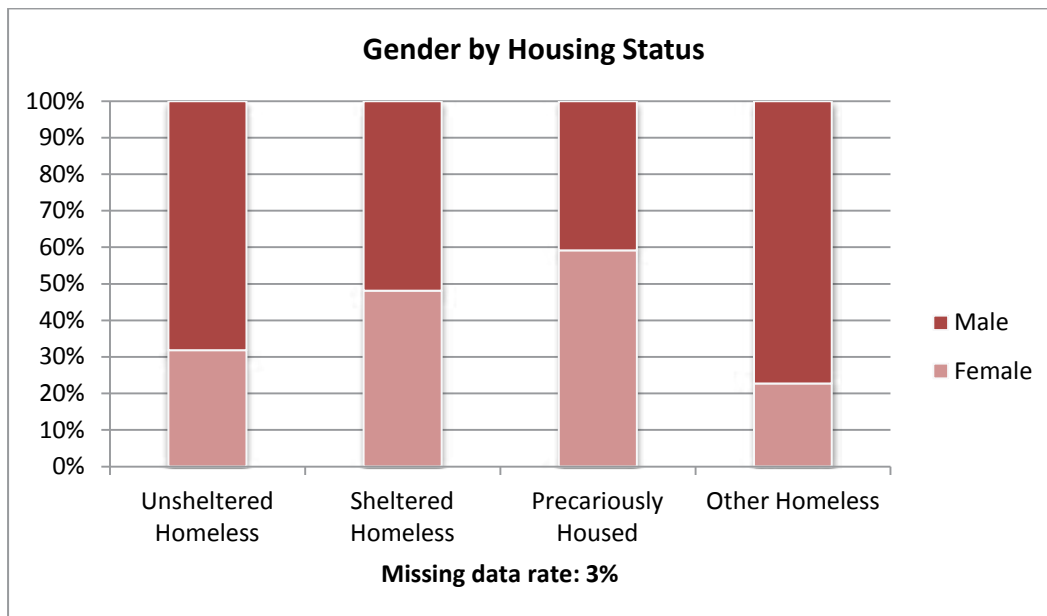
50% of homeless respondents were African American, 40% were White, and the remaining respondents were Multi-Racial, Native American, or Asian.

The majority of homeless respondents (92%) were living in Georgia when they first became homeless.

About 13% of the homeless respondents were also veterans.

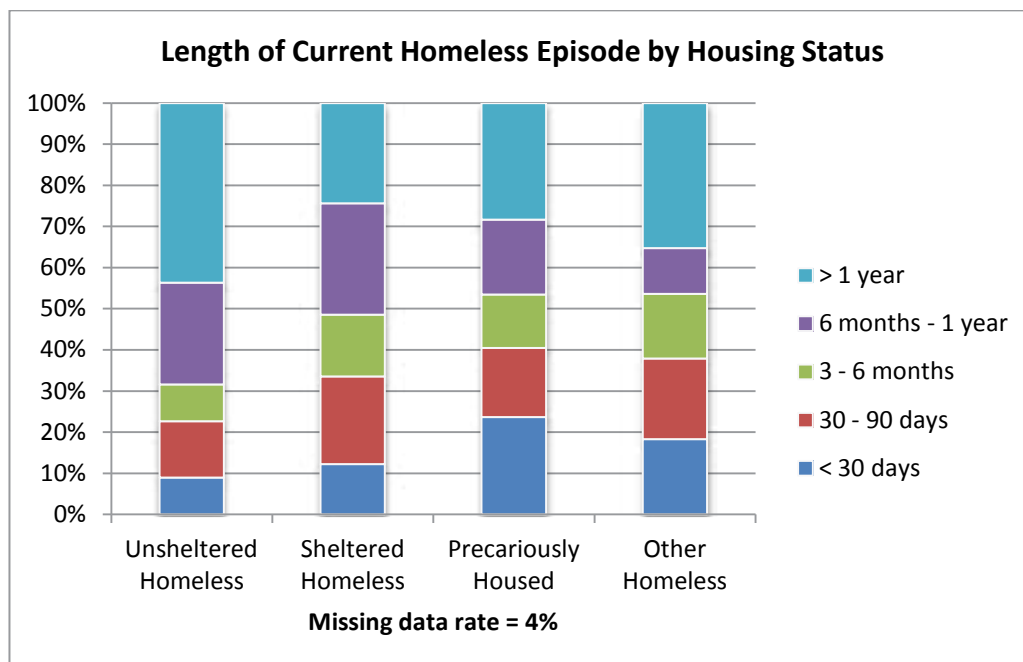


Roughly half of the homeless respondents were either sheltered or unsheltered. 45% were precariously housed, meaning that they were facing loss of their housing within two weeks or staying in dilapidated housing. The remaining 5% were either in jail, a hospital, or a detox program, but would otherwise have been homeless.



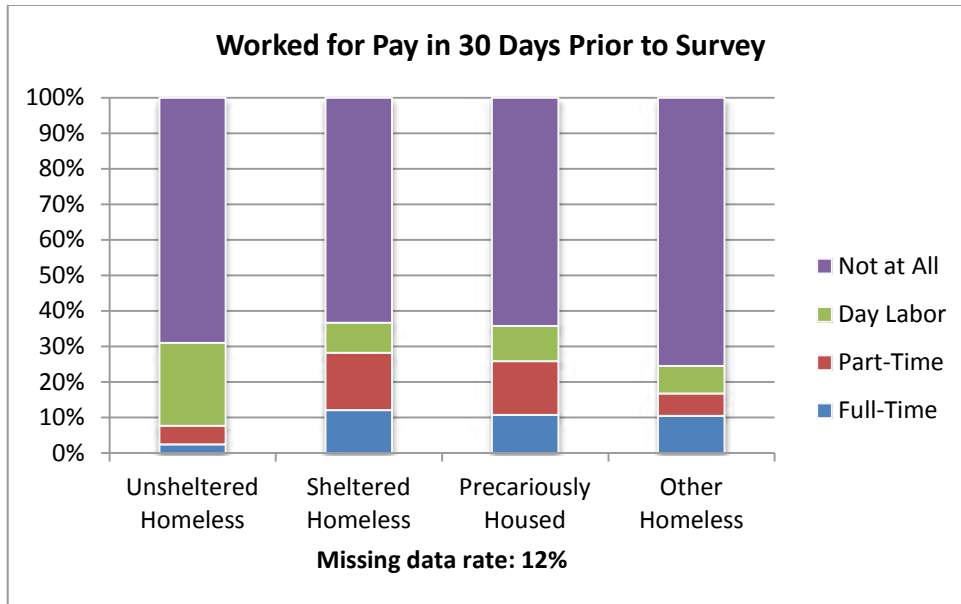
### *Length of Homeless Episode*

One objective of homeless programs is to make episodes of homelessness as short as possible. Typically, the longer an individual or family is homeless, the more services and support they will need to become stably housed. 32% of survey respondents who were classified as homeless had been homeless less than three months. 34% of survey respondents who were homeless had been homeless more than a year.



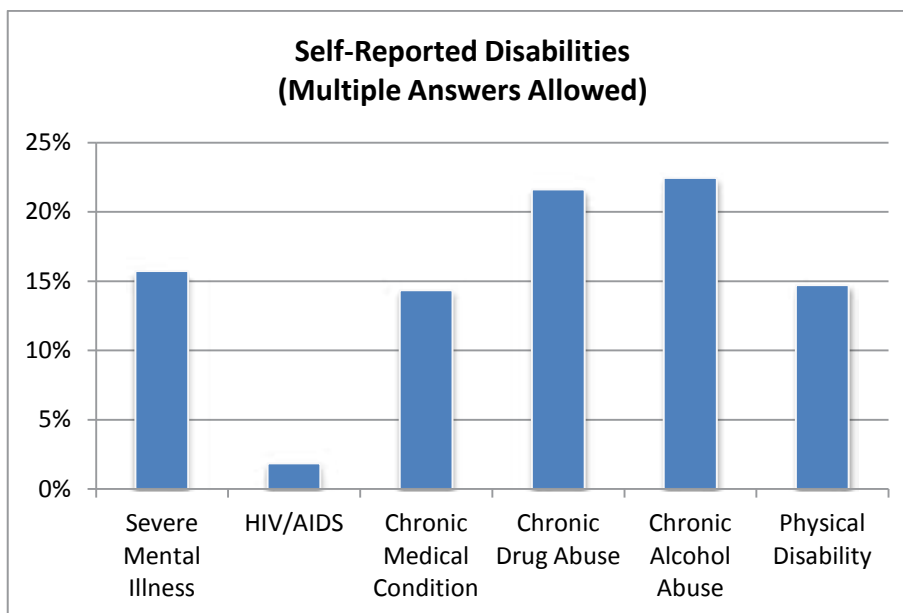


## Employment, Disability and Mainstream Benefits



About 51% of survey respondents indicated that they had at least one disability. These disabilities included chronic medical conditions, physical disabilities, HIV/AIDS, mental illness, and addictive diseases.

A disproportionate number of individuals with mental illness and addictive diseases are homeless. Georgia's Department of Behavioral Health and Development Disabilities reported that 7,157 homeless mental health consumers were served in FY2010. During FY2011, 3,098 homeless adults and 320 children/adolescents accessed mental health services.



Extremely low incomes, coupled with high rates of disability, make medical care a significant cost associated with homelessness. 37% of survey respondents categorized as homeless indicated that they had been to the hospital emergency room in the past six months.

Mainstream benefits are federal and state programs that generally target people who live in poverty or have a disability. Many people who are homeless qualify for these benefits. However, applying for and receiving them can be difficult for the homeless population.

**Self-Reported Benefits/Services Received  
(Multiple Answers Allowed)**

| Benefit                                | Percent of Respondents |
|--|------------------------|
| Food Stamps                            | 45%                    |
| SSI                                    | 5%                     |
| TANF                                   | 2%                     |
| Unemployment                           | 3%                     |
| PeachCare                              | 4%                     |
| Social Security                        | 5%                     |
| SSI Disability                         | 10%                    |
| Workman's Comp                         | 0%                     |
| Veteran's                              | 2%                     |
| Medicaid                               | 19%                    |
| DHS Independent Living Program         | 0%                     |
| Mental Health or Addiction             | 10%                    |
| Homeless Prevention & Rapid Re-Housing | 0%                     |
| GeorgiaCares                           | 0%                     |
| Housing Choice Voucher                 | 1%                     |
| Veterans Affairs Supportive Housing    | 0%                     |

## **Characteristics of Persons entered into HMIS**

The Georgia Homeless Management Information System (HMIS) collects information on Georgia's homeless population. HMIS is a data collection system designed to track services and housing provided throughout the state. Georgia's HMIS is a statewide system that uses Pathways COMPASS.

Georgia's HMIS shows that, statewide, 12,637 persons stayed in emergency shelters and 3,663 persons stayed in transitional housing in FY2011.

### FY2011 HMIS Records

|                           | Emergency Shelter | Transitional Housing |
|---------------------------|-------------------|----------------------|
| Total Number of Residents | 12,637            | 3,663                |
| Female                    | 4,620 (37%)       | 1,514 (41%)          |
| Under 18                  | 1,722 (14%)       | 887 (24%)            |
| 55 and older              | 1,889 (15%)       | 414 (11%)            |
| Veteran                   | 1,255 (10%)       | 458 (13%)            |
| With a Disability         | 3,146 (25%)       | 2,013 (36%)          |

## Responding to the Need

Because homelessness is a consequence of poverty, its solutions must include affordable housing, along with employment or mainstream benefits sufficient to maintain housing stability. When disabilities put people at risk for continued or recurring homelessness, outreach and services play a crucial part in getting them into housing and helping them stay there. For many families and individuals, homelessness prevention is the best answer to the problem.

### Housing

The goal of programs that serve homeless families and individuals is permanent, stable housing. The path to that goal may be directly from homelessness into independent housing – a path reflected in housing programs that use the “rapid re-housing” or “housing first” model. Other people will move from homelessness into an emergency shelter that provides basic housing and services for a very limited period of time. Transitional housing provides housing, case management, and services for up to 24 months, with the goal of moving participants into permanent housing. Emergency and transitional housing for victims of domestic violence is reported separately from other housing resources, as these beds are reserved for a specific client group.

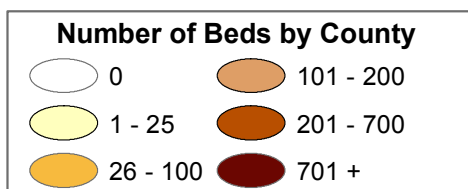
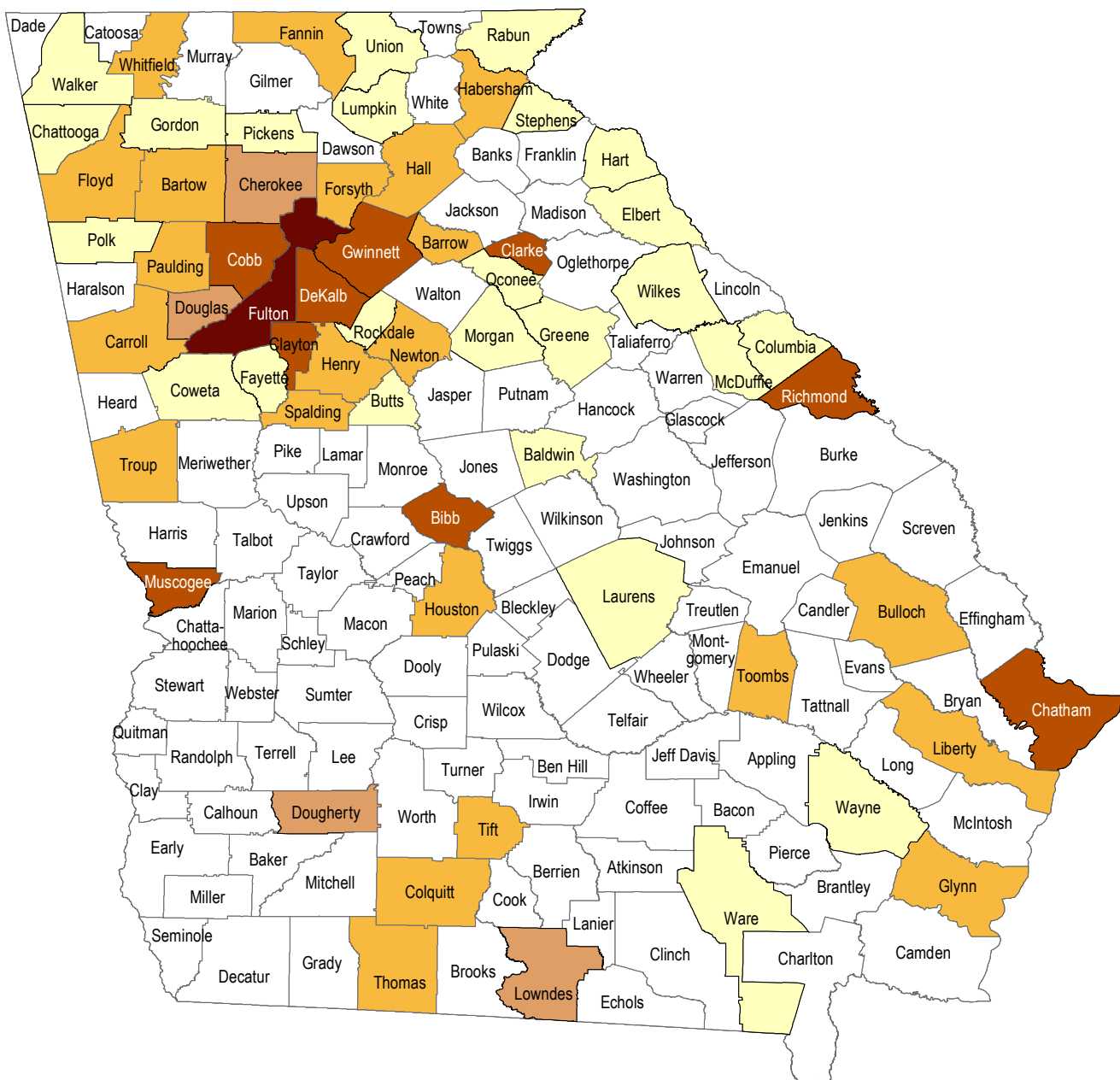
Permanent Supportive Housing is a successful, cost-effective combination of affordable housing and services that helps people live more stable, productive lives. Supportive housing works well for people who face the most complex challenges—individuals and families who are not only homeless, but who also have serious, persistent disabilities and very low incomes.

In Georgia, there are 15,871 beds designated for homeless persons.

### 2010-2011 Statewide Bed Inventory

| Type of Housing                    | Number of Beds |
|------------------------------------|----------------|
| Emergency and Transitional Housing | 10,313         |
| Permanent Supportive Housing       | 5,558          |
| Total                              | 15,871         |

# Emergency and Transitional Beds


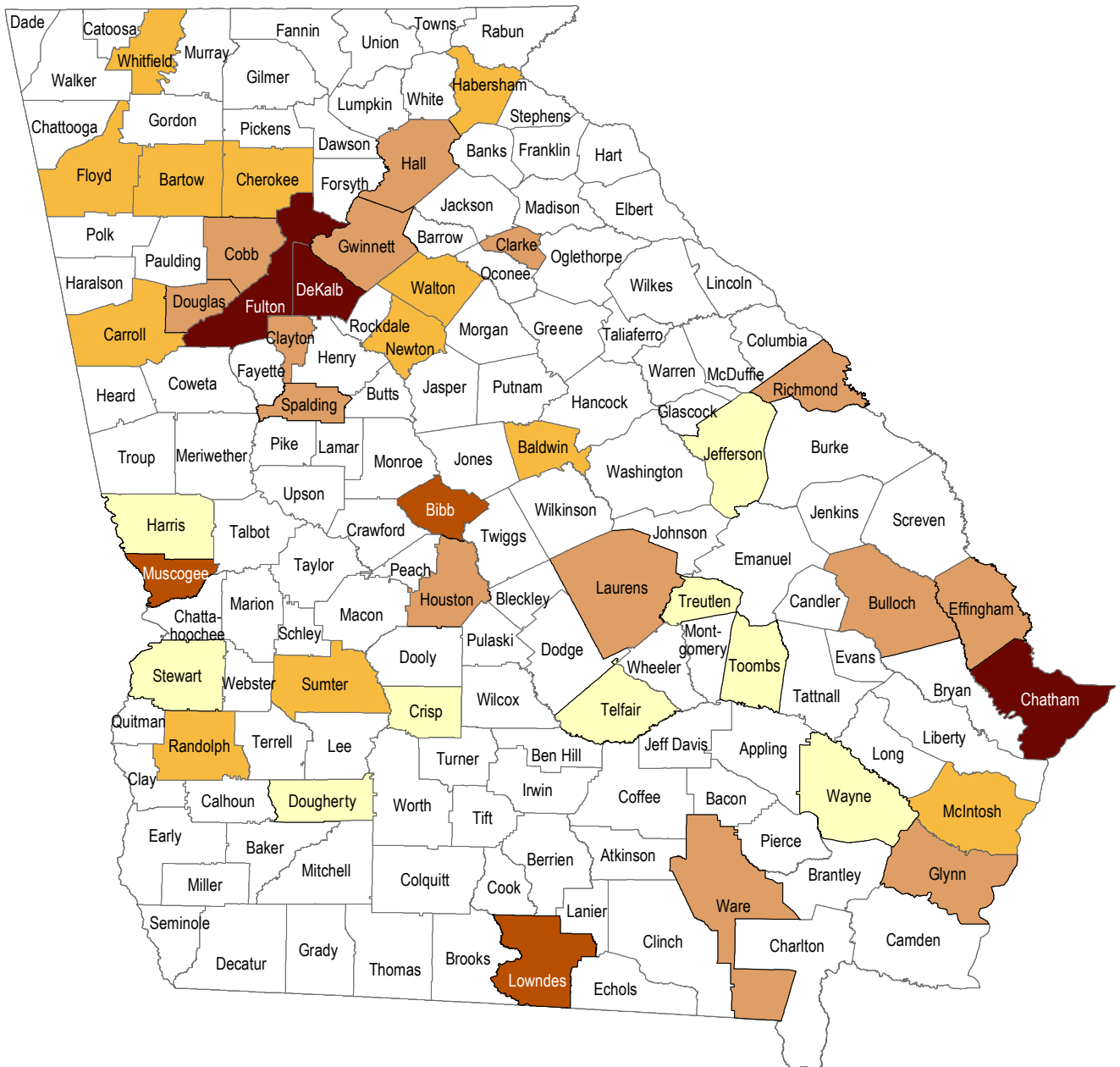


Source: 2011 Continuum of Care Housing Inventories

Map prepared by:



# Permanent Supportive Housing Beds

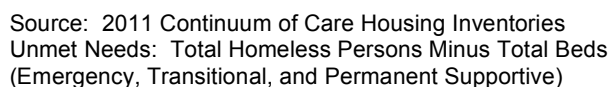


Source: 2011 Continuum of Care Housing Inventories

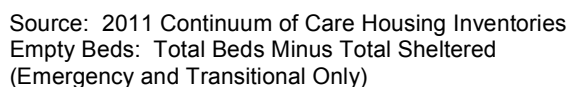
Map prepared by:



This map illustrates the distribution of population density across Georgia's 159 counties. The color scale indicates that the most densely populated areas are concentrated in the southeastern part of the state, particularly around major metropolitan areas like Atlanta, Savannah, and Columbus. These areas are shaded in dark red and brown. In contrast, the western and northern mountain regions, as well as some rural areas in the south, are shaded in lighter colors like yellow and light orange, indicating lower population density. The map shows a clear gradient of increasing population density from the mountains to the coastal plain.



Georgia  
Department of  
Community Affairs

[illegible]



Not surprisingly, these beds are concentrated in the state's most urban areas. Taking into account homeless program beds that were empty on the point-in-time night, a comparison of the homeless count to the number of beds available indicates that Georgia needs at least 2,353 additional beds statewide to guarantee shelter or temporary housing space for the unsheltered. The unmet shelter needs map provides a more precise picture, showing large portions of the state's rural areas where virtually all of the shelter need is unmet. In addition to the unmet shelter needs shown on the map, there are people residing in institutions who may need permanent supportive housing in order to live independently.

Comparing the point-in-time (single night) count of sheltered homeless persons to the bed inventory shows that on count night 83% of the available beds were in use.

### ***Domestic Violence Shelters***

3,783 adults and 3,824 children were provided with shelter at Department of Human Services certified Domestic Violence Agencies in FY2011. At least 2,588 additional victims of domestic violence were denied shelter during this period due to lack of shelter space.

### ***Emergency Shelters***

Emergency shelters and outreach to unsheltered populations are the shelter entry points for thousands of persons who have become homeless. In FY2011, through 75 project grants, DCA assisted in providing 2,598 bed spaces in emergency shelter facilities, with an average of 2,262 clients receiving housing per day. A total of 28,467 persons were housed by DCA-funded shelter programs this year. 41% of the persons housed by these shelter programs were persons in families and 59% of the persons housed were individuals. Of the total number receiving emergency shelter, nearly 26% were children.

### ***Transitional Housing***

In FY2011, through 68 grants, DCA assisted in providing 1,963 bed spaces in transitional housing facilities, with an average of 1,762 clients receiving housing per day. A total of 5,299 persons were housed by DCA-funded transitional programs this year. 56% of the persons housed by these transitional housing programs were persons in families and 44% of the persons housed were individuals. Of the total number receiving transitional housing, 37% were children.

### ***Supportive Services***

In addition to housing, DCA awards money to organizations that provide services designed to address issues that may contribute to homelessness. The range of supportive services available through provider programs included housing support services, outreach, case management, childcare, employment training, financial counseling, legal aid, mental health counseling, health care, and substance abuse therapy. In FY2011, through 74 project grants, DCA assisted in providing supportive services to an average of 1,844 clients per day. A total of 47,963 persons received supportive services through programs funded during the year.



### ***Shelter Plus Care (S+C)***

The Shelter Plus Care program is designed to provide housing and supportive services on a long-term basis for homeless persons with disabilities and their families. There are 67 current projects with 1,495 units under contract. 32 programs are operating in a five-year grant period while 35 programs are operating in a renewal term for a 12 month period. The programs benefit an estimated 2,300 individuals or heads of families who are homeless or chronically homeless and have a disability.

### ***Homelessness Prevention and Rapid Re-Housing Program (HPRP)***

The American Recovery and Reinvestment Act of 2009 authorized a \$1.5 billion dollar Homelessness Prevention and Rapid Re-Housing Program to provide assistance to households who would otherwise become homeless, many due to the economic crisis, and to re-housing persons who are homeless. \$14 million of this amount was allocated to 11 local government agencies in Georgia. The Georgia Department of Community Affairs received \$19 million to implement a program outside of these local governments which received funds directly. The HPRP funds target households who are facing housing instability: 1) individuals and families who are currently in housing but are at risk of becoming homeless and in need of temporary assistance to prevent homelessness (prevention), and 2) households who are experiencing homelessness and need assistance in order to obtain housing and retain it (rapid re-housing). In FY2011, DCA assisted 12,037 persons in 4,046 households totaling \$11,200,026 with financial assistance for housing relocation and stabilization services, including but not limited to rental assistance.

### ***Georgia Interagency Homeless Coordination Council***

Established by Executive Order of former Governor Perdue, the Homeless Action Plan (The State's Plan to End Chronic Homelessness in Ten Years) developed by the Council was endorsed by the Governor on November 29, 2004, and significant work is underway. This collaborative initiative is focused on ending chronic homelessness; policies that will eliminate discharging clients back into

homeless situations; improving state agency coordination; improving access to SSI with a consideration given to presumptive eligibility; evaluation of fiscal effectiveness; effective homeless prevention policies; and coordination strategies that will best achieve the Council's and the Governor's goals for ending chronic homelessness in Georgia. In recognizing that the planning and strategizing necessary to address homelessness cannot be confined to 'homeless-only' planning processes, DCA actively participates in mainstream planning efforts throughout the State such as the Mental Health Planning Advisory Council, the Prisoner Re-Entry Policy Team, and the Georgia Council on Developmental Disabilities.



## Special Thanks

The 2011 housing stability count would not have been possible without the efforts of many people and organizations across the state.

- Dr. Jennifer Priestley, Kennesaw State University
- Gbolade Soneyin, Fulton County Department of Health & Human Services
- Evan Mills, Unified Government of Athens-Clarke County
- Vicki Johnson, Augusta-Richmond County
- Elizabeth Dillard-Alcantara, Homeless Resource Network, Inc.
- Janice E. Sheffield, Chatham-Savannah Authority for the Homeless
- Carolyn Bridges, The Center for Family Resources
- Paul Vaughn, A. L. Burruss Institute
- Christy Storey, A. L. Burruss Institute
- Chris Cusumano, Kennesaw State University
- Olivia Gupton, Kennesaw State University
- Ilona Nagy, Concerted Services
- Lauren Miller, Southwest Georgia Regional Commission
- Anitra Harden, Milledgeville Housing Authority
- Elvin Mainor, Lowndes Associated Ministries to People, Inc.
- Johnny Fambro, Macon Coalition to End Homelessness
- Joan Stoddard, United Way of CSRA
- Rev. James Ham, Missions for Camden
- Loretta North, Carrollton Housing Authority
- Melissa Holcombe, Catoosa County Public Schools / Family Collaborative
- Kendra-Sue Derby, MUST Ministries
- Luella Clark, Chatham-Savannah Authority for the Homeless
- Walter Mattox, Southwest Georgia Housing Development
- Lynda Suarez, CSRA EOA
- Shawn Howell, Ninth District Opportunity, Inc.
- Josie Parker, Pathways Community Network Institute, Inc.
- Stanley Williams, Gateway Behavioral Health Services
- Stacey Abernathy, Calhoun Affordable Housing
- Targie Folds, Greene County Board of Education
- Susy Bus, Gwinnett Coalition for Health and Human Services
- Michelle Thompson, AVITA Community Partners
- Kathy Hart, HODAC

## Appendix A

### The Homeless Count Requirement and Methodology

#### Congressionally Mandated Data Collection – Homeless Counts and HMIS

In order to better respond to homelessness in America, Congress has incorporated data collection requirements into the McKinney-Vento Act's programs for the homeless. The hope is that through data collection, progress toward eliminating homelessness can be tracked and programs can be tailored to better meet the need. Through amendments to the McKinney Vento Act and by HUD regulation, the nation's homeless service providers must:

- 1) adopt a Homeless Management Information System (HMIS). HMIS is a person-level data collection system on people who access homeless services.<sup>3</sup>
- 2) conduct a regular homeless census. Point-in-time homeless counts must be conducted during the last ten days of January in odd years (January 2011, 2013, and so on).

A homeless census consists of counting both sheltered and unsheltered homeless persons.

- A count of sheltered homeless people is comprised of those who occupy emergency shelters, transitional housing, recovery programs that serve homeless and non-homeless clients, and motels if motel vouchers are provided by a service agency. The goal for the sheltered count is for the data to ultimately come from HMIS.
- A count of unsheltered homeless people is comprised of those who reside in places not meant for human habitation, such as on the streets, in vehicles, parks, sidewalks, abandoned buildings, and makeshift shelters such as tents.

As a result of data requirements placed on the Continuums of Care, HUD is now able to issue an annual assessment of homelessness to Congress. In the most recent assessment, the *2010 Annual Assessment Report to Congress*<sup>4</sup>, HUD estimated that 650,000 people across the country were on the streets, in emergency shelters, or in transitional housing programs on a single night in January of that year.

<sup>3</sup> U.S. Department of Housing and Urban Development. Office of Community Planning and Development. August 2001. Report to Congress: HUD's Strategy for Homeless Data Collection, Analysis and Reporting.

<sup>4</sup> U.S. Department of Housing and Urban Development. Office of Community Planning and Development. July 2011. The 2010 Annual Homeless Assessment Report to Congress.

## **Georgia's Homeless Counts**

In response to the mandates described above, each of Georgia's seven Continuums of Care is engaged in an effort to count their jurisdiction's sheltered and unsheltered homeless population. Although each Continuum has an independent responsibility to meet McKinney-Vento data collection requirements, the seven Continuums have been working cooperatively with a single HMIS provider (Pathways Community Network) and share data related to their counts.

### **Sheltered Homeless Counts**

The census of homeless persons and families in shelter is typically done annually, in conjunction with a housing inventory. The housing inventory is an opportunity for each Continuum of Care to track the available housing resources for homeless persons. The goal of each inventory is to account for all housing resources for people that are homeless (emergency shelter, transitional housing, and permanent supportive housing), not just those that are funded by the state or federal government. Each January, the Continuums attempt to collect data from all homeless service providers about the number and type of beds (emergency, transitional, or permanent supportive) provided. Additionally, those service providers are asked to provide information on how many people they had utilizing the beds on a single specified night (sheltered count). Eventually, HMIS will provide this data for all participating service providers, leaving only the independent providers to be surveyed.

### **Unsheltered Counts**

There are two generally accepted methodologies for conducting counts of unsheltered persons.<sup>5</sup> The service based method uses surveys collected from persons seeking service. The surveys are generally collected during a one-to two-week period, but focus on a single point-in-time. The other method is the street count or canvassing method that uses a visual count of people sleeping outdoors, in encampments, and in abandoned buildings on a single night. The implementation of these methodologies varies considerably across jurisdictions, and some communities use a hybrid methodology that combines features of each approach.

In Georgia, the locally-based Continuums have typically relied on a street count or canvassing methodology. Clarke, Cobb, and the Atlanta Tri-Jurisdictional Collaborative have relied exclusively on the canvassing method to obtain their unsheltered counts. The Savannah-Chatham Continuum mostly relied on a canvassing method but also used supplementary surveys to count those who had been hard to locate on the point-in-time night. The Columbus-Muscogee Continuum relied on service-based count. For its 2011 count, the Augusta-Richmond Continuum worked collaboratively with the Balance of State Continuum to conduct a service-based count.

<sup>5</sup> U.S. Department of Housing and Urban Development. Office of Community Planning and Development. October 2004. *A Guide to Counting Unsheltered Homeless People*.

The Georgia Balance of State Continuum of Care covers 152 counties, many of them rural, presenting a significant challenge in conducting the biennial unsheltered count. While DCA was able to conduct a sheltered count to comply with the 2004 count requirement, until 2008 it did not have a feasible way to count unsheltered homeless people in the 152 counties. To meet the federal requirement, estimation techniques based on count data from other jurisdictions were used. Beginning in 2008, DCA has used a sampling methodology and predictive model developed by statistics faculty at Kennesaw State University.<sup>6</sup> In 2011, the data used for the model came from survey counts conducted in 59 counties.<sup>7</sup> Additionally, the model used data from the street counts in the other Continuums. The counts conducted in the Balance of State were done using surveys collected at locations where people receive services and in places where homeless persons are known to congregate and stay.

<sup>6</sup> Jennifer Lewis Priestley. May 2008. *Every Georgian Counts: Final Report on Sampling and Modeling*. Kennesaw State University, Department of Mathematics and Statistics.

<sup>7</sup> Jennifer Lewis Priestley. November 2011. *Every Georgian Counts: 2009 Estimates of Homelessness in Georgia*. Kennesaw State University, Department of Mathematics and Statistics.

## Appendix B

### Homeless Population and Shelter Beds 2010-2011 Point-in-Time Bed Inventories, Sheltered Counts, and Predictive Model

| <i>COUNTY</i> | <i>Sheltered Homeless Persons (Emergency and Transitional Housing)</i> | <i>Unsheltered Homeless (Counts and Predictive Model)</i> | <i>Total Homeless</i> | <i>Total Emergency and Transitional Beds</i> |
|---------------|--|---|-----------------------|--|
| APPLING       | 0  | 34  | 34                    | 0  |
| ATKINSON      | 0  | 23  | 23                    | 0  |
| BACON         | 0  | 14  | 14                    | 0  |
| BAKER         | 0  | 12  | 12                    | 0  |
| BALDWIN       | 9  | 94  | 103                   | 12   |
| BANKS         | 0  | 36  | 36                    | 0  |
| BARROW        | 25   | 80  | 105                   | 79   |
| BARTOW        | 28   | 30  | 58                    | 48   |
| BEN HILL      | 0  | 33  | 33                    | 0  |
| BERRIEN       | 0  | 45  | 45                    | 0  |
| BIBB          | 233  | 138   | 371                   | 242  |
| BLECKLEY      | 0  | 28  | 28                    | 0  |
| BRANTLEY      | 0  | 43  | 43                    | 0  |
| BROOKS        | 0  | 57  | 57                    | 0  |
| BRYAN         | 0  | 34  | 34                    | 0  |
| BULLOCH       | 54   | 129   | 183                   | 53   |
| BURKE         | 0  | 73  | 73                    | 0  |
| BUTTS         | 15   | 48  | 63                    | 15   |
| CALHOUN       | 0  | 19  | 19                    | 0  |
| CAMDEN        | 0  | 81  | 81                    | 0  |
| CANDLER       | 0  | 22  | 22                    | 0  |
| CARROLL       | 49   | 107   | 156                   | 70   |
| CATOOSA       | 0  | 77  | 77                    | 0  |
| CHARLTON      | 0  | 27  | 27                    | 0  |
| CHATHAM       | 590  | 476   | 1066                  | 461  |
| CHATTAHOOCHEE | 0  | 17  | 17                    | 0  |
| CHATTOOGA     | 7  | 60  | 67                    | 7  |
| CHEROKEE      | 188  | 80  | 268                   | 188  |
| CLARKE        | 181  | 226   | 407                   | 214  |
| CLAY          | 0  | 13  | 13                    | 0  |
| CLAYTON       | 136  | 278   | 414                   | 248  |

| <b>COUNTY</b> | <b><i>Sheltered<br/>Homeless Persons<br/>(Emergency and<br/>Transitional<br/>Housing)</i></b> | <b><i>Unsheltered<br/>Homeless<br/>(Counts and<br/>Predictive<br/>Model)</i></b> | <b><i>Total<br/>Homeless</i></b> | <b><i>Total<br/>Emergency and<br/>Transitional<br/>Beds</i></b> |
|---------------|---|--|----------------------------------|---|
| CLINCH        | 0   | 19   | 19                               | 0   |
| COBB          | 361   | 49   | 410                              | 410   |
| COFFEE        | 0   | 91   | 91                               | 0   |
| COLQUITT      | 47  | 99   | 146                              | 80  |
| COLUMBIA      | 4   | 41   | 45                               | 4   |
| COOK          | 0   | 32   | 32                               | 0   |
| COWETA        | 24  | 84   | 108                              | 24  |
| CRAWFORD      | 0   | 34   | 34                               | 0   |
| CRISP         | 0   | 53   | 53                               | 0   |
| DADE          | 0   | 42   | 42                               | 0   |
| DAWSON        | 0   | 34   | 34                               | 0   |
| DECATUR       | 0   | 81   | 81                               | 0   |
| DEKALB        | 394   | 132  | 526                              | 541   |
| DODGE         | 0   | 55   | 55                               | 0   |
| DOOLY         | 0   | 25   | 25                               | 0   |
| DOUGHERTY     | 118   | 182  | 300                              | 170   |
| DOUGLAS       | 80  | 92   | 172                              | 122   |
| EARLY         | 0   | 38   | 38                               | 0   |
| ECHOLS        | 0   | 13   | 13                               | 0   |
| EFFINGHAM     | 0   | 62   | 62                               | 0   |
| ELBERT        | 2   | 40   | 42                               | 10  |
| EMANUEL       | 0   | 50   | 50                               | 0   |
| EVANS         | 0   | 23   | 23                               | 0   |
| FANNIN        | 22  | 59   | 81                               | 26  |
| FAYETTE       | 10  | 33   | 43                               | 15  |
| FLOYD         | 60  | 127  | 187                              | 87  |
| FORSYTH       | 29  | 187  | 216                              | 31  |
| FRANKLIN      | 0   | 48   | 48                               | 0   |
| FULTON        | 4066  | 2234   | 6300                             | 4889  |
| GILMER        | 0   | 77   | 77                               | 0   |
| GLASCOCK      | 0   | 6  | 6                                | 0   |
| GLYNN         | 28  | 148  | 176                              | 49  |
| GORDON        | 22  | 64   | 86                               | 24  |
| GRADY         | 0   | 61   | 61                               | 0   |
| GREENE        | 5   | 51   | 56                               | 18  |

| <b>COUNTY</b> | <i>Sheltered<br/>Homeless Persons<br/>(Emergency and<br/>Transitional<br/>Housing)</i> | <i>Unsheltered<br/>Homeless<br/>(Counts and<br/>Predictive<br/>Model)</i> | <i>Total<br/>Homeless</i> | <i>Total<br/>Emergency and<br/>Transitional<br/>Beds</i> |
|---------------|--|---|---------------------------|--|
| GWINNETT      | 379  | 11  | 390                       | 393  |
| HABERSHAM     | 53   | 81  | 134                       | 60   |
| HALL          | 52   | 149   | 201                       | 51   |
| HANCOCK       | 0  | 35  | 35                        | 0  |
| HARALSON      | 0  | 59  | 59                        | 0  |
| HARRIS        | 0  | 33  | 33                        | 0  |
| HART          | 0  | 54  | 54                        | 8  |
| HEARD         | 0  | 29  | 29                        | 0  |
| HENRY         | 16   | 86  | 102                       | 26   |
| HOUSTON       | 45   | 83  | 128                       | 68   |
| IRWIN         | 0  | 23  | 23                        | 0  |
| JACKSON       | 0  | 71  | 71                        | 0  |
| JASPER        | 0  | 30  | 30                        | 0  |
| JEFF DAVIS    | 0  | 23  | 23                        | 0  |
| JEFFERSON     | 0  | 51  | 51                        | 0  |
| JENKINS       | 0  | 31  | 31                        | 0  |
| JOHNSON       | 0  | 37  | 37                        | 0  |
| JONES         | 0  | 37  | 37                        | 0  |
| LAMAR         | 0  | 35  | 35                        | 0  |
| LANIER        | 0  | 31  | 31                        | 0  |
| LAURENS       | 6  | 64  | 70                        | 23   |
| LEE           | 0  | 16  | 16                        | 0  |
| LIBERTY       | 50   | 90  | 140                       | 61   |
| LINCOLN       | 0  | 19  | 19                        | 0  |
| LONG          | 0  | 31  | 31                        | 0  |
| LOWNDES       | 70   | 136   | 206                       | 114  |
| LUMPKIN       | 8  | 73  | 81                        | 12   |
| MACON         | 0  | 35  | 35                        | 0  |
| MADISON       | 0  | 58  | 58                        | 0  |
| MARION        | 0  | 22  | 22                        | 0  |
| MCDUFFIE      | 4  | 45  | 49                        | 3  |
| MCINTOSH      | 0  | 41  | 41                        | 0  |
| MERIWETHER    | 0  | 61  | 61                        | 0  |
| MILLER        | 0  | 15  | 15                        | 0  |
| MITCHELL      | 0  | 48  | 48                        | 0  |



| <b>COUNTY</b> | <i>Sheltered<br/>Homeless Persons<br/>(Emergency and<br/>Transitional<br/>Housing)</i> | <i>Unsheltered<br/>Homeless<br/>(Counts and<br/>Predictive<br/>Model)</i> | <i>Total<br/>Homeless</i> | <i>Total<br/>Emergency and<br/>Transitional<br/>Beds</i> |
|---------------|--|---|---------------------------|--|
| MONROE        | 0  | 48  | 48                        | 0  |
| MONTGOMERY    | 0  | 24  | 24                        | 0  |
| MORGAN        | 3  | 40  | 43                        | 3  |
| MURRAY        | 0  | 69  | 69                        | 0  |
| MUSCOGEE      | 261  | 255   | 516                       | 274  |
| NEWTON        | 53   | 85  | 138                       | 83   |
| OCONEE        | 5  | 24  | 29                        | 5  |
| OGLETHORPE    | 0  | 25  | 25                        | 0  |
| PAULDING      | 43   | 112   | 155                       | 60   |
| PEACH         | 0  | 51  | 51                        | 0  |
| PICKENS       | 5  | 44  | 49                        | 6  |
| PIERCE        | 0  | 31  | 31                        | 0  |
| PIKE          | 0  | 21  | 21                        | 0  |
| POLK          | 6  | 95  | 101                       | 13   |
| PULASKI       | 0  | 28  | 28                        | 0  |
| PUTNAM        | 0  | 52  | 52                        | 0  |
| QUITMAN       | 0  | 15  | 15                        | 0  |
| RABUN         | 12   | 45  | 57                        | 12   |
| RANDOLPH      | 0  | 21  | 21                        | 0  |
| RICHMOND      | 411  | 83  | 494                       | 460  |
| ROCKDALE      | 19   | 54  | 73                        | 22   |
| SCHLEY        | 0  | 7   | 7                         | 0  |
| SCREVEN       | 0  | 41  | 41                        | 0  |
| SEMINOLE      | 0  | 26  | 26                        | 0  |
| SPALDING      | 26   | 98  | 124                       | 32   |
| STEPHENS      | 6  | 60  | 66                        | 9  |
| STEWART       | 0  | 12  | 12                        | 0  |
| SUMTER        | 0  | 72  | 72                        | 0  |
| TALBOT        | 0  | 15  | 15                        | 0  |
| TALIAFERRO    | 0  | 8   | 8                         | 0  |
| TATTNALL      | 0  | 66  | 66                        | 0  |
| TAYLOR        | 0  | 25  | 25                        | 0  |
| TELFAIR       | 0  | 33  | 33                        | 0  |
| TERRELL       | 0  | 29  | 29                        | 0  |
| THOMAS        | 52   | 95  | 147                       | 78   |

| <i>COUNTY</i>      | <i>Sheltered<br/>Homeless Persons<br/>(Emergency and<br/>Transitional<br/>Housing)</i> | <i>Unsheltered<br/>Homeless<br/>(Counts and<br/>Predictive<br/>Model)</i> | <i>Total<br/>Homeless</i> | <i>Total<br/>Emergency and<br/>Transitional<br/>Beds</i> |
|--------------------|--|---|---------------------------|--|
| TIFT               | 44   | 66  | 110                       | 77   |
| TOOMBS             | 51   | 7   | 58                        | 64   |
| TOWNS              | 0  | 31  | 31                        | 0  |
| TREUTLEN           | 0  | 26  | 26                        | 0  |
| TROUP              | 26   | 87  | 113                       | 36   |
| TURNER             | 0  | 17  | 17                        | 0  |
| TWIGGS             | 0  | 26  | 26                        | 0  |
| UNION              | 12   | 54  | 66                        | 15   |
| UPSON              | 0  | 47  | 47                        | 0  |
| WALKER             | 6  | 120   | 126                       | 18   |
| WALTON             | 0  | 88  | 88                        | 0  |
| WARE               | 8  | 63  | 71                        | 14   |
| WARREN             | 0  | 9   | 9                         | 0  |
| WASHINGTON         | 0  | 35  | 35                        | 0  |
| WAYNE              | 11   | 42  | 53                        | 12   |
| WEBSTER            | 0  | 4   | 4                         | 0  |
| WHEELER            | 0  | 18  | 18                        | 0  |
| WHITE              | 0  | 60  | 60                        | 0  |
| WHITFIELD          | 42   | 61  | 103                       | 58   |
| WILCOX             | 0  | 19  | 19                        | 0  |
| WILKES             | 5  | 28  | 33                        | 6  |
| WILKINSON          | 0  | 12  | 12                        | 0  |
| WORTH              | 0  | 11  | 11                        | 0  |
| <b>STATE TOTAL</b> | <b>8577</b>  | <b>11383</b>  | <b>19960</b>              | <b>10313</b>   |

Based on 2010 and 2011 Continuum of Care Housing Inventories and 2011 Homeless Count and Predictive Model





60 Executive Park South, NE  
Atlanta, Georgia 30329-2231  
404-679-4940  
800-359-4663 (Outside Metro-Atlanta)



An Equal Opportunity Employer/  
Equal Housing Opportunity

If you have a disability and would like to receive this publication in an alternative format, please contact the Georgia Department of Community Affairs at 404-679-4915 or 800-736-1155 (TDD).

[www.dca.ga.gov](http://www.dca.ga.gov)